

QUARTER TURN VALVES

**QF** Series

**METAL SEATED BUTTERFLY VALVES**



 *Strahman*

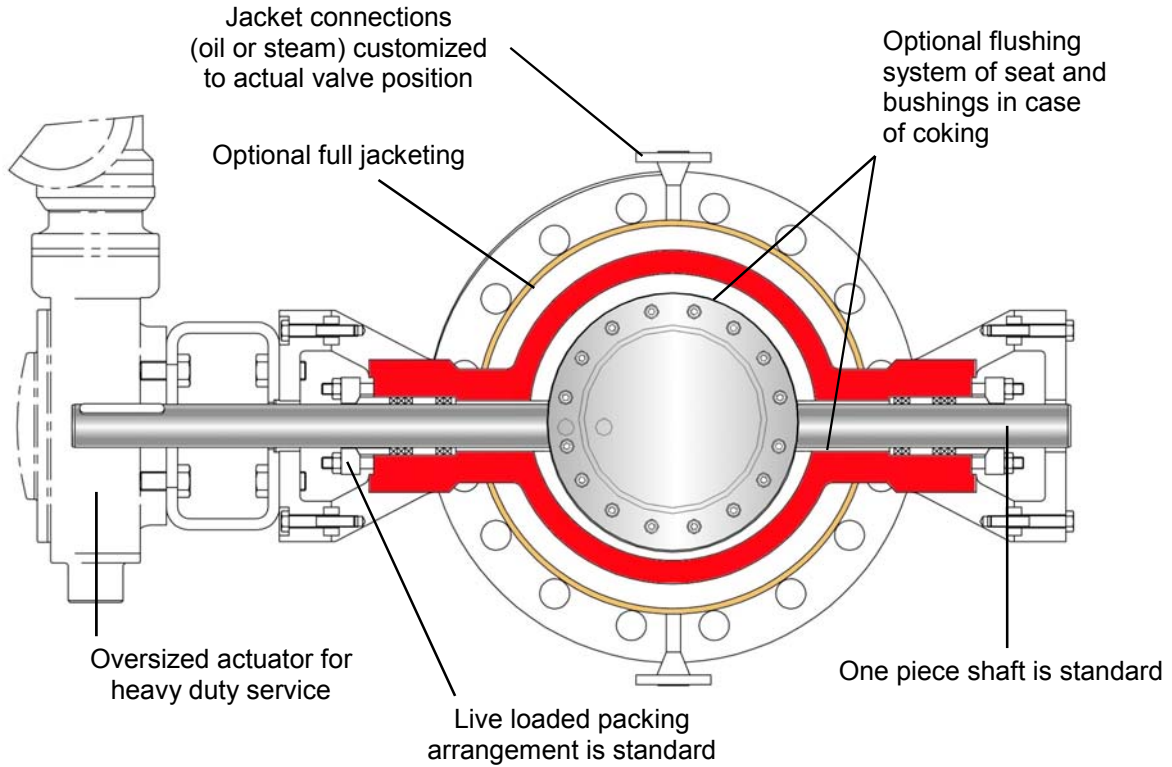
PROCESS VALVES

# HIGH PERFORMANCE BUTTERFLY VALVES

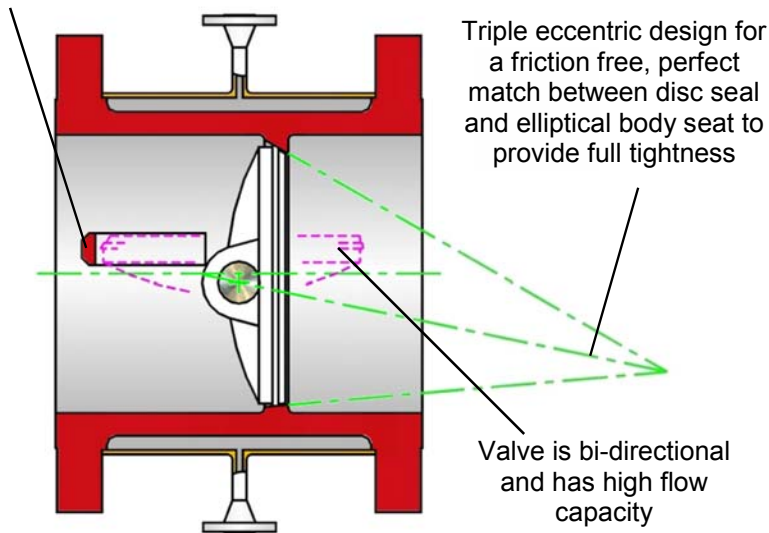
Code: QFTM

## Triple Eccentric Butterfly Valve

Fire safe tested– API 6FA



Optional shield for protection of the disc seal against high velocity medium



Flanged Type

Fig. 630



Fig. 635

Wafer Type


Strahman Valves designs and manufactures metal seated high performance Butterfly Valves. Their main application is isolation of process lines in refinery and petrochemical plants. These valves must provide absolute tight shut-off and must be reliable because of safety of the production unit depends on these “key-equipment” valves.

Applications include: block valves in ethylene transfer lines to isolate the heater, block valves for ethylene de-coking lines or as isolation valves in cryogenic conditions such as LNG units.

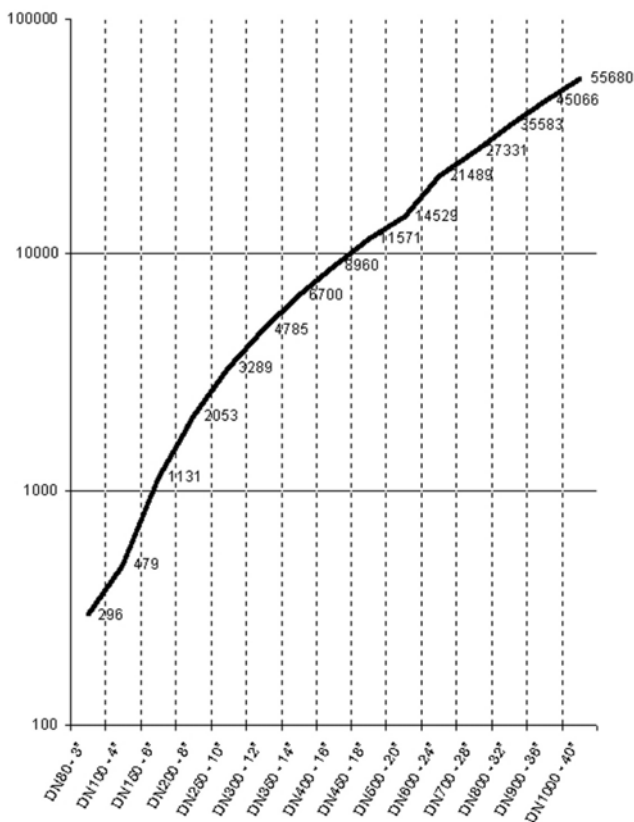
**Typical Graphite / 316 Lamellar Seal**



**Flanged body arrangement**



**Typical CV values**



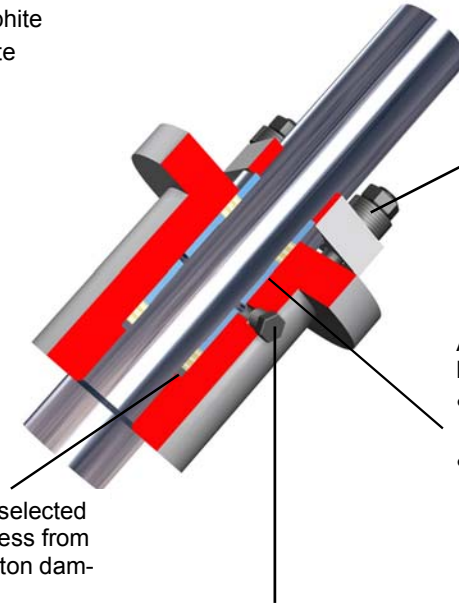
**Wafer type body arrangement**



# PACKING DEFINITION

Typical Packing Materials:

- PTFE
- PTFE / Aramide Braid
- Carbon / Graphite Braid
- Graphite Braid
- PTFE / Aramide Braid + Graphite
- Lamellar + Expanded Graphite
- Pure Graphite



Live loaded packing arrangement minimizes maintenance

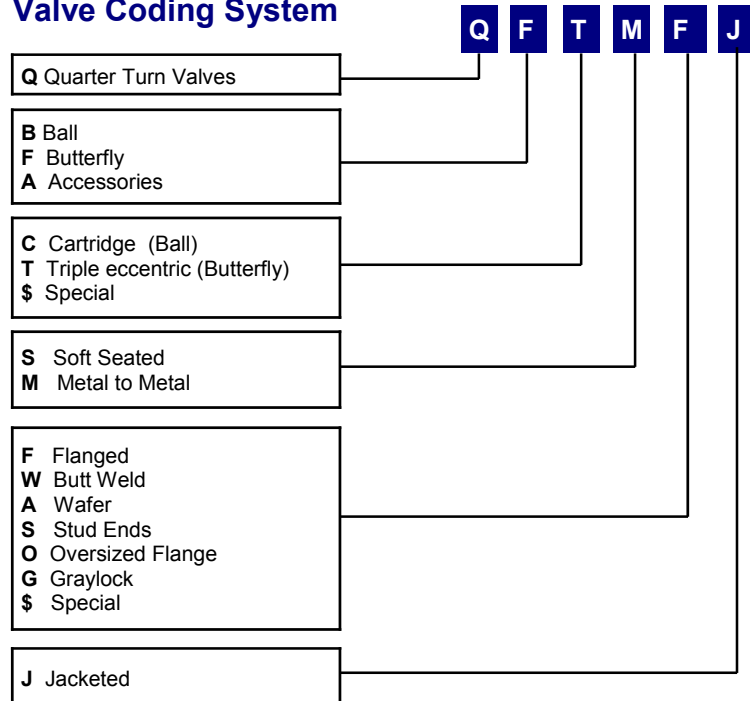
All packing arrangements use a lantern ring that:

- Provides better stem piston guiding
- Avoids dead space in body cavities

Bottom ring material is selected with a differential hardness from the piston to prevent piston damage

Optional 1/4 inch NPTF can be used for leak detection or inert gas injection to avoid leakage to atmosphere by creating an over pressure

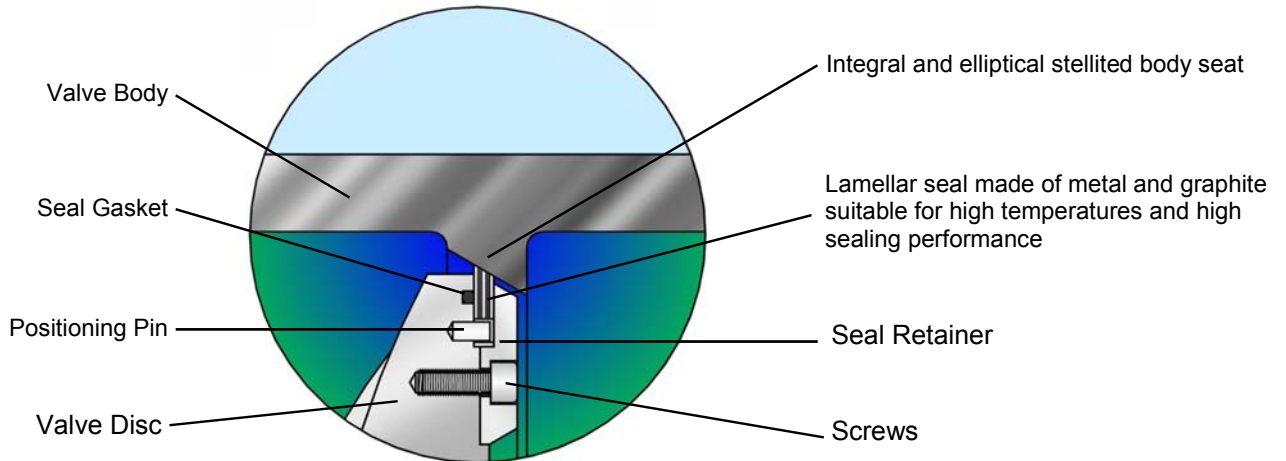
## Valve Coding System



NOTE: Some combinations may not be compatible

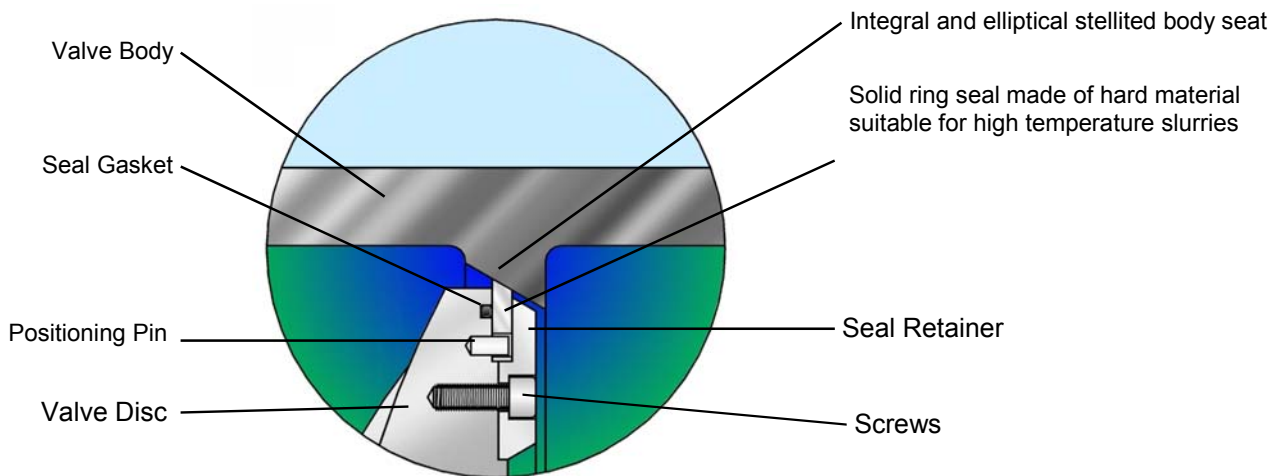
# SEALING SYSTEMS

## Lamellar Seal



Temperature	
Minimum:	-200° C / -330° F
Maximum:	550° C / 1000° F
Pressure (Differential)	
Maximum:	100 bar / 1450 psig

## Solid Seal



Temperature	
Minimum:	-50° C / -60° F
Maximum:	650° C / 1200° F
Pressure (Differential)	
Maximum:	100 bar / 1450 psig

# RANGE DEFINITION

QF Manufacturing Range	PN 10	PN 16	PN 20— 150 lbs.	PN 25	PN 40	PN 50 300 lbs.	PN64 400 lbs.	PN 100 600 lbs.	PN 150/160-900 lb	PN 250 -1500 lb	PN 320	PN 420—2500 lb	PN 630 —4500 lb
	3/8"- DIN10												
1/2"- DIN15													
3/4"- DIN20													
1"- DIN25													
1 1/4"- DIN32													
1 1/2"- DIN40													
2"- DIN50													
2 1/2"- DIN65													
3"- DIN80													
4"- DIN100													
5"- DIN125													
6"- DIN150													
8"- DIN200													
10"- DIN250													
12"- DIN300													
14"- DIN350													
16"- DIN400													
18"- DIN450													
20"- DIN500													
24"- DIN600													
28' - DIN700													
32" - DN800													
36" - DN900													
40" - DN1000													
44" -DN1100													
48" - DN1200													

Limited differential Pressure



# TECHNICAL & GENERAL INFORMATION

## Design Code & Construction

- Design standard compliant with ASME B16.34
- International standards include ANSI, DIN, JIS, API etc.
- Wide range of material selections including carbon steel / stainless steel / Titanium / Hastelloy / Duplex / Monel / Tantalum / Zirconium
- Fabricated, cast, forged and bar stock designs
- Combinations of fabricated, sand and investment casings, and bar stock available

## Surface Finish

- For polymer applications, Strahman recommends a surface facing of 300 (Ra 0.4) for all parts are in contact with the medium

## Quality assurance & testing

- ISO 9001 compliant
- PED / ATEX / CE marking
- TUV / HPO / TA Luft
- Standard testing procedures

## LINE & BRANCH CONNECTIONS



Flanges  
ANSI, DIN, JIS

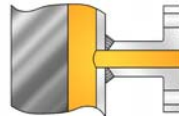


Studded  
Ends

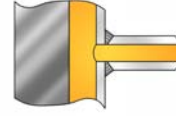


Butt  
Weld

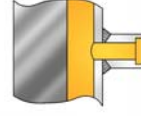
## JACKET CONNECTIONS



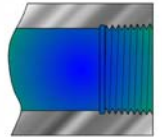
Flanges  
ANSI, DIN, JIS



Butt Weld



Socket Weld



Threaded  
Connections  
(NPT & ANSI)

## ACTUATION OPTIONS



Handle Lever



Bevel or Worm Gear



Electric Actuator



Double or single acting Air Cylinder



Hydraulic Cylinder

The Strahman family of products include:

**SAMPLING VALVES**

Strahman has a full line of sampling valves that produce live samples without exception. Our sampling valves unique design prevent failure caused by sediment or clogging.

**DRAIN VALVES**

Strahman Drain Valves are designed to prevent clogging. They are ideal for use in liquid and gas service or with slurries, polymers, and high viscosity fluids that tend to solidify at room temperature.

**WASH DOWN EQUIPMENT**

Strahman offers a full line of mixing units, hose stations, hoses, nozzles and wash down accessories. Our wash down line is designed for industrial use and is used in a wide variety of industries including food, beverage, pharmaceutical, chemical and other applications.

**LINE BLINDS**

Strahman Line Blinds provide zero leakage down stream and total isolation on process pipelines, vessels, and maritime applications. No pipeline movement is required when blind position is changed.

Please contact your local Strahman representative for further details  
or  
visit our website : [www.strahmanvalves.com](http://www.strahmanvalves.com)



**Corporate Headquarters:**

Strahman Valves, Inc. 2801 Baglyos Circle, Bethlehem, PA 18020  
Tel: 484. 893.5080 • Fax: 484.893.5099

**Strahman France:**

Savoie Hexapole, F-73420, Mery, France  
Tel: + 33 4 79 35 78 00 • Fax: + 33 4 79 35 78 20

**Strahman German Office**

Zum Schwarzhof 14, 77704, Oberkirch, Germany  
Tel: +49 (0) 7802 7037879 • Fax: +49 (0) 7802 7037889

**ISO 9001 Certified**